



# Guitar inspiration

## El Camarón

### **SURF GUITAR INSTRUMENTAL**

FULL TAB & NOTATION  
for the video

[https://youtu.be/Y--LPT\\_ayVk](https://youtu.be/Y--LPT_ayVk)

© www.guitar-inspiration.com @mbguitarlife

## thank you

Thank you for downloading the PDF for this SURF GUITAR solo!

Your support makes it possible for me to continue making these guitar videos and tutorials.

I sincerely hope this detailed TAB will inspire you to continue to develop your guitar playing!

If you have any questions, you can leave a comment on my YouTube channel or e-mail me at [maarten@guitar-inspiration.com](mailto:maarten@guitar-inspiration.com)

Maarten

# El Camarón

SURF GUITAR INSTRUMENTAL

WRITTEN BY MAARTEN  
GUITAR-INSPIRATION.COM  
AUGUST, 9 2020

♩ = 150

BRIDGE PICKUP

3 (A)

SL.

5

w/BAR

7

SL.

9

w/BAR

2

11

2 2 2 2 2 (2) 2 4 0 | 2/4 2 0 4 2 0 4 0

SL. p

13

w/BAR-----|

2 (2) 2 | 2

p

15

2 2 2 2 2 2 5 4 3 | 3/5 3 4 5 3 4 2 3

SL. p

17

w/BAR-----|

4 (4) 2 3 4 | 2 3 4

p

19

5 5 5 5 5 (5) 5 5 | 7 7 7 7 7 (7) 7 7

p

21

③

P.M.-----| ω/BAR-1-----|

23

8 8 8 8 8 (8) 8 7 8 | 10 10 10 10 8 10 8

25

ω/BAR-----|

(7)-----| (7)

9

27

9 9 9 9 9 (9) 9 11 12 | 12 10 12 10 12 11 12

29

ω/BAR-----|

9-----| 9

9

4

31

TAB 9 9 9 9 9 (9) 9 11 12 | 12 10

33

TAB 12 12 (14) | 12

w/BAR

SL.

P.M.

35 **(B)**

TAB 0 0 0 (0) 2 3 | 2 0 3 0 3 2

37

TAB 0 | <12> <12>

8<sup>va</sup>

N.H.

N.H.

w/BAR

39

TAB 0 0 0 2 3 | 2 0 3 0 0 1

41

8<sup>VA</sup>-----|

w/BAR-----|

N.H. <12> N.H. <7> w/BAR-----|

SL.

43

3 3 3 3 3 3 3 3

0 0 (0) 2 3 | 2 0 3 0 3 2

45

15<sup>MA</sup>-----|

w/BAR-----| N.H. <7> N.H. <5> w/BAR-----|

47

3 3 3 3 3 3 3 3

0 0 0 2 3 | 0 2 0 2 0 0 1

H.

49

2 | 2 7 7 7 7 7 7 7 7 7 7 7

SL.

6

51

8 8 (8) 10

SL. SL.

53

12 15 15 15 15 15 15 15

SL. SL.

55

8 8 10 10 10 10 10 10 8 10 8

3

57

7 7 7 7 7 7 7 7 0 8 0 0 0 10 0 0 0 11 0 0 0 12 0 0 0

59

8<sup>va</sup>-----

12 13 13 13 13 (12) 13 13 13 14 14 14 14 14 (14) 15 15 15 15 15 (15)

w/BAR-----

61 <sup>8<sup>va</sup></sup>-----|

RAKE-----|

63 <sup>8<sup>va</sup></sup>-----|

RAKE-----| p p

65 <sup>(8)</sup>-----|

p

67 **(C)**

69 <sup>3</sup>-----|

HYBRID PICKING -----|



8

71

TAB 9 9 9 9 9 (9) 11 12 | 12 10 12 10 13 12 10 11

p

73

ω/BAR-----| HYBRID PICKING -----

TAB 12 | 14 13 (14) (12) (14) | 7-9

p SL.

75

TAB 9 9 9 9 9 (9) 9 11 12 | 12 10 12 10 12 11 12

p

77

ω/BAR-----| HYBRID PICKING ----- ω/BAR-----|

TAB 9 (4) 12 13 (12) 10 | 7-9

SL. SL.

79

TAB 9 9 9 9 9 (9) 11 12 | 12 10 12 10 13 12 10 11

p

81

w/BAR-----|

12

5 4 5 6 7 3 4

83

5 5 5 5 5 (5) 5 5 5 7 7 7 7 7 (7) 7 7 7

85

③

9 9 9 9 9 9 9 8 8 (7) (8) (8) 8

-1/2

87

8 8 8 8 8 (8) 8 7 8 10 10 10 10 10 10 8 10 8

89

w/BAR-|

7 19 2 2 2 2 3 3 3 3 5 5 5 5 7 7 7 7

8<sup>va</sup>-1

SL.

91 <sup>8<sup>va</sup></sup>

②

8 8 8 8 8 8 8 8 7 8 | 10 10 10 10 10 10 10 10 10 11

93 <sup>8<sup>va</sup></sup>

12 0 0 0 15 0 0 0 14 0 0 0 12 0 0 0 | 2 0 0 0 3 0 0 0 5 0 0 0 6 0 0 0

95 <sup>8<sup>va</sup></sup>

②

8 8 8 8 8 8 8 7 8 | 10 10 10 10 10 10 8 10 8

97 <sup>8<sup>va</sup></sup>

SOLO

w/BAR--

NECK PICKUP

7 | 12 (12) 12 12 12 12 12

SL.

99 <sup>(D)</sup>

(D)

15 12 15 (17) 12 15 (17) 12 15 12 14 12 1/4 14 12

101

103

105

RAKE-----|

107

109

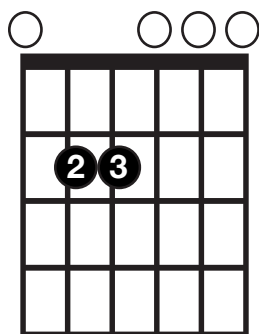


# CHORD CHART

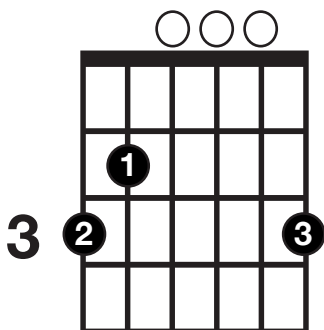
Thank you for downloading this chord chart. The chords reflect the **basic harmony** of the song. Subscribe to the Guitar Inspiration YouTube-channel or leave me a comment. I hope you have a good time with this SURF POP ROCK Backing Track! **Keep on playing!**

maarten

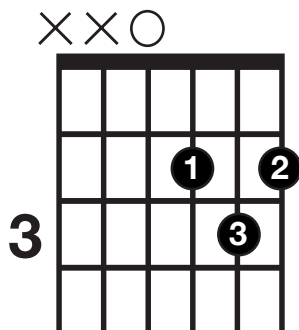
# Em



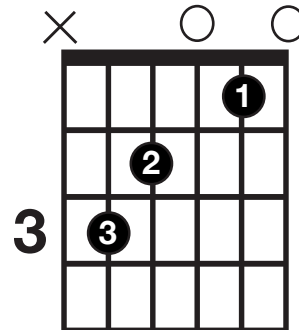
# G



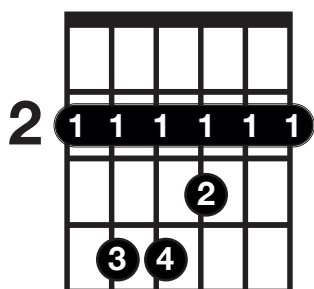
# D



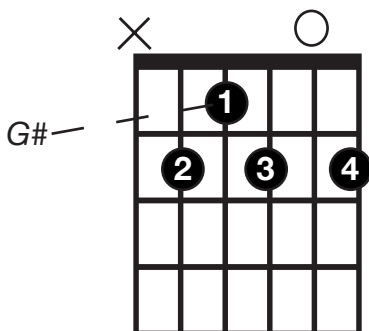
# C



# Bm



# B7



### “Where does the B7 come from?”

This jam track makes frequent use of the B7 chord, although it does not come from E minor. Instead, B7 comes from E major (or E harmonic minor), and this is an example of **modal mixture**.

Emphasize the **G#** when improvising over this chord, or play the B Phrygian dominant scale. The B7 sound (G#) creates a stronger pull of the dominant chord (V7) to the tonic E minor (i). This is something I like to use a lot in minor songs.